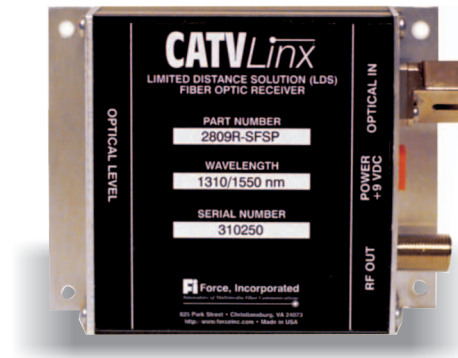


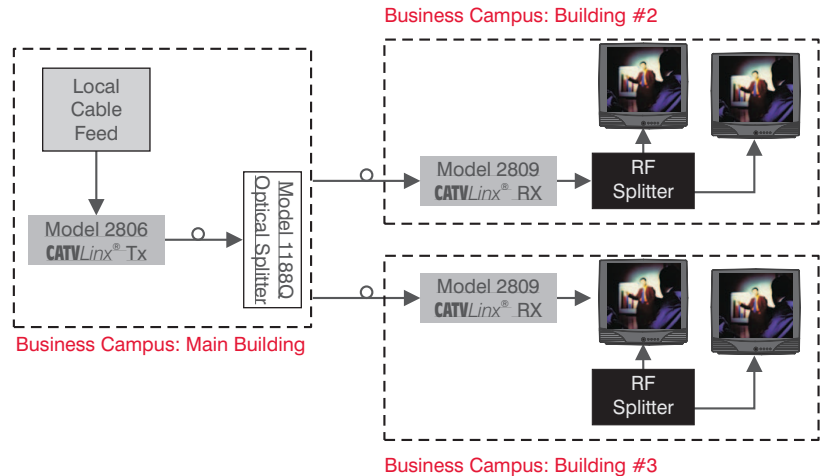
CATV Receiver

- Wide bandwidth of 40 to 550 MHz accommodates up to 77 channels.
- Provides excellent picture quality with a CNR up to 54.5 dB, CSO of -63, and CTB of -66 dBm.
- Low profile, rugged package allows great system installation flexibility.
- Wide optical input range of -8 dBm to +4.5 dBm permits the use of a lower power transmitter, lowering system cost.
- Excellent for HFC, short-haul, intra-facility, and FTTC video distribution.



Model 2809 Receiver

The Force CATV Linx[®] 77 Channel Limited Distance Solution (LDS) CATV Receiver creates a low-cost system for transporting 77 channels of VSB/AM modulated signals over a single-mode optical fiber. The Model 2809, working with the Model 2806 LDS transmitter, provides excellent performance up to 10 km with full channel loading, high sensitivity, and 550 MHz of usable bandwidth. With a wide optical input range of -8.0 to +4.5 dBm and +18 dBmV of RF output at 0 dB optical input, the Model 2809 allows excellent performance for intra-facility limited distance applications, such as corporate CATV delivery and FTTC where cost, small size, and performance are major considerations. This low-cost system allows CATV providers with the ability to provide a reliable limited distance fiber optic video distribution systems.



Specifications and Ordering Information

Optical Characteristics*

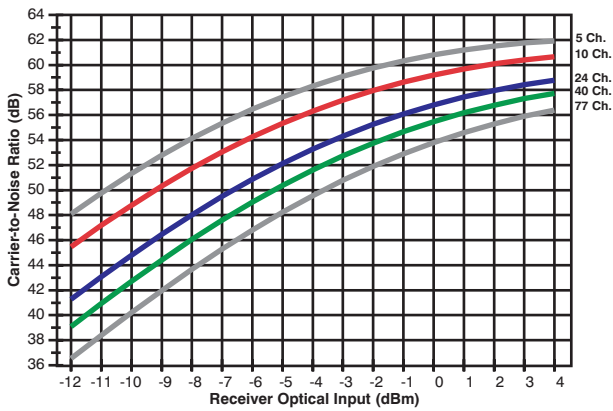
	Min	Typ	Max	Units
Bandwidth	40		550	MHz
Operating Wavelength	1280	1310	1340	nm
Operating Wavelength	1490	1550	1610	nm
RF Output Level		+18		dBmV
Output Return Loss		16		dB
Required Fiber Bandwidth	2000			MHz
Output Impedance		75		Ohms
Backreflection Tolerance			-50	dB
Composite Second Order (CSO)		-63		dBc
Composite Triple Beat (CTB)		-66		dBc
CNR	See figure below.			

Electrical and Environmental Characteristics*

	Min	Typ	Max	Units
Power Supply Voltage	+8		+10	VDC
Power Dissipation		5		Watts
Operating Temp. Range	0		+50	°C
Storage Temp. Range	-20		+70	°C
Humidity (RH, non-condensing)	5		95	%

Physical Characteristics*

	Min	Typ	Max	Units
Weight		6.6 187		oz. g
Dimensions	3.75 x 2.95 x 1.12 95 x 75 x 29			in. mm



Model 2809 Receiver

SM 77 Channel Rx P/N*

Rx Options	SC/APC Connectors	FC/APC Connectors
Rx, 77 Ch., 1310/1550 nm	2809R-SFSP	2809R-SFAP

*System performance specifications indicated for use with 9/125 μ m single-mode fiber. Force, Inc. recommends using the PS095 +9 Volts DC, 500 mA power supply with this product. Please see IOM2809 for complete performance specifications and part numbers. The receiver Model 2809 works with the transmitter Model 2806; please see IOM2806 for product and ordering information.



FORCE

OPTICAL BROADCAST SYSTEMS

825 Park Street, Christiansburg, VA 24073

USA (800) 732-5252 • TEL (540) 382-0462 • FAX (540) 381-0392

csr-sales@forceinc.com • www.forceinc.com

Rev. 1.2, 01/17/05